

Horizontal Blinds

INSTALLATION INSTRUCTIONS

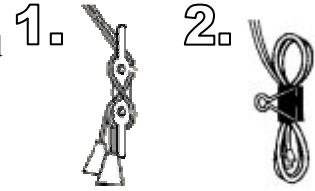
Because young children climb, never put a chair or sofa bench or even a bookcase near a window with a dangling cord. Children climb on furniture, play with cords or chains and could become entangled.

To secure cords out of reach of your children, use one of these suggested methods:

1. Cleat on wall or window frame
2. Clamp it together

Always adjust cords to shortest length possible.


Do Not tie cords together. Make sure cords do not twist together and create a loop



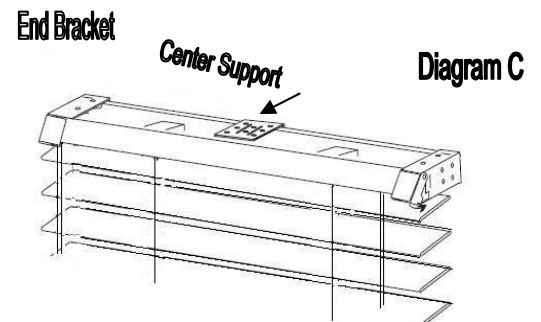
TIP: Never put a crib or young child's bed near a window. Even if you have child guards on the windows, the temptation to investigate cords from hanging window coverings is strong for a child.

Attach the Brackets

Installing end brackets: Determine where to attach each bracket. For outside mounting, (Diagram A) position the bracket on the window frame or wall and attach with the proper fasteners. For inside mounting, (Diagram B) position top of bracket against inside surface of window frame and attach as shown. Each end bracket uses two screws mounted diagonally. Make sure end brackets are level.



Installing support brackets (where supplied): (Diagram C) Center the support bracket between the two end brackets. Keep the top and back of each support bracket level and aligned with tops and backs of the end brackets. If more than one support bracket is used, space the support brackets evenly across the width of the headrail. (Diagram C) Insert screws in the top for an inside mount. Insert screws in the back for an outside mount.

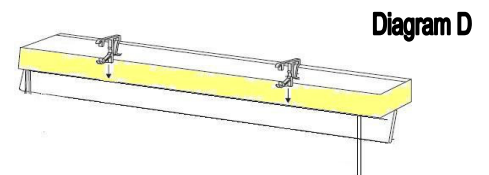


Install The Headrail

Slide the headrail into the end brackets and center support. (Diagram C) Then close end bracket covers until they click into place.

Install The Valance

Your blind includes a valance. Position one valance clip at each of the headrail, and evenly space any additional clips across the width of the headrail. (Diagram D)



Thank you for shopping at Covers.

For further information, please access our website at www.coverscanada.ca or contact our office.

Covers Canada Inc.
1695 Wonderland Rd. N.
London, Ontario N6G 4W3
(519)471-7818